



The power for your life

UR12V-26AH

Specifications

Nominal Capacity

20 hour rate	(1.3A	to	10.50V)	26Ah
10 hour rate	(2.47A	to	10.50V)	24.7Ah
5 hour rate	(4.42A	to	10.20V)	22.1Ah
1 C	(26A	to	9.60V)	14.73Ah
3 C	(78A	to	9.60V)	10.4Ah

Weight Approx. 9KG

Internal Resistance (at 1KHz) Approx. 9.3mΩ

Maximum Discharge Current for 5 seconds: 390 A

Maximum Charging Current : 7.8A

Charging Methods at 25°C (77°F)

Cycle use:

Charging Voltage 14.4 to 15.0V

Coefficient -5.0mV/°C/cell

Standby use:

Float Charging Voltage 13.5 to 13.8V

Coefficient -3.0mV/°C/cell

Operating Temperature Range

Charge -15°C(5°F) to 40°C(104°F)

Discharge -15°C(5°F) to 50°C(122°F)

Storage -15°C(5°F) to 40°C(104°F)

Charge Retention (shelf life) at 20°C (68°F)

1 month 92%

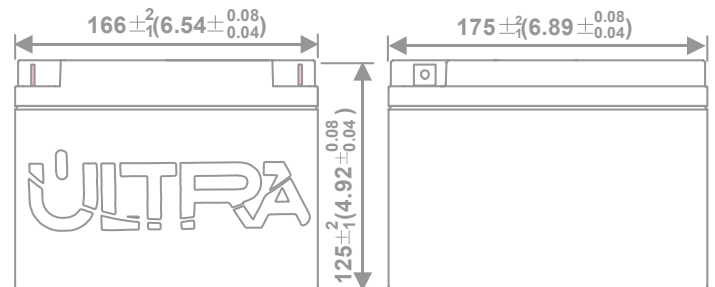
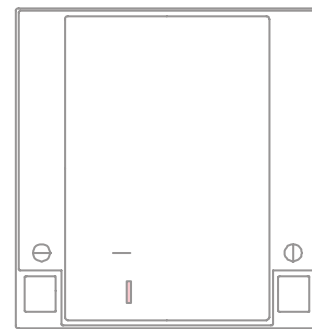
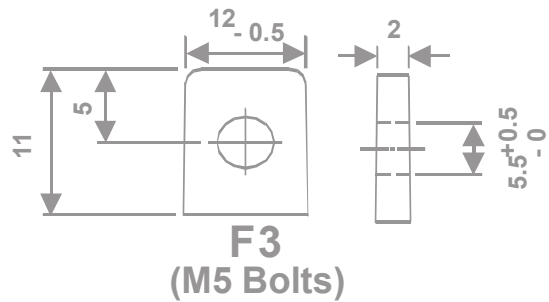
3 month 90%

6 month 80%

(Option: UL94 HB & UL94 V-0 flame retardant)

Terminal F3

Life Time 15Y

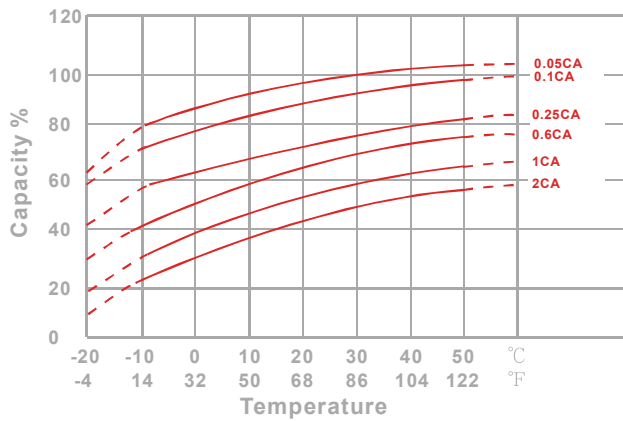


Dimensions

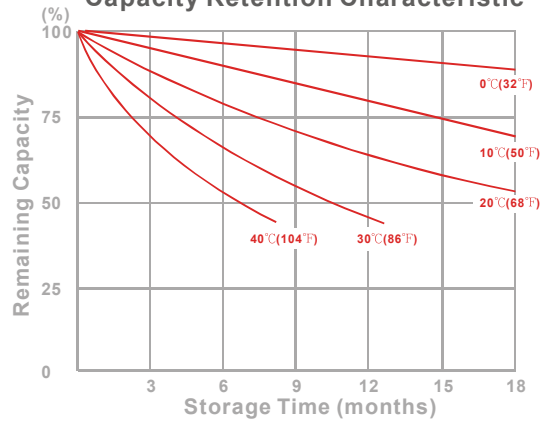
Length:	166± ^{0.08} _{0.04} mm(6.54± ^{0.08} _{0.04} inches)
Width:	175± ^{0.08} _{0.04} mm(6.89± ^{0.08} _{0.04} inches)
Height:	125± ^{0.08} _{0.04} mm(4.92± ^{0.08} _{0.04} inches)
Overall Height:	125± ^{0.08} _{0.04} mm(4.92± ^{0.08} _{0.04} inches)



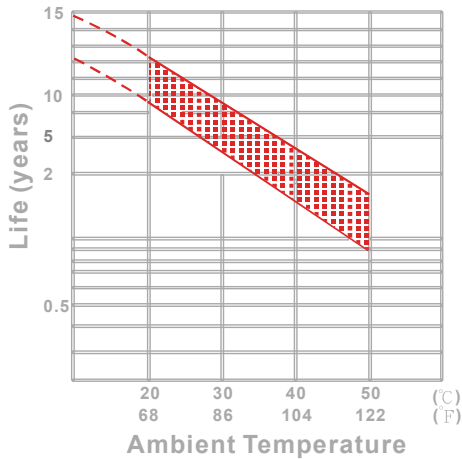
Effect of Temperature on Capacity 25°C(77°F)



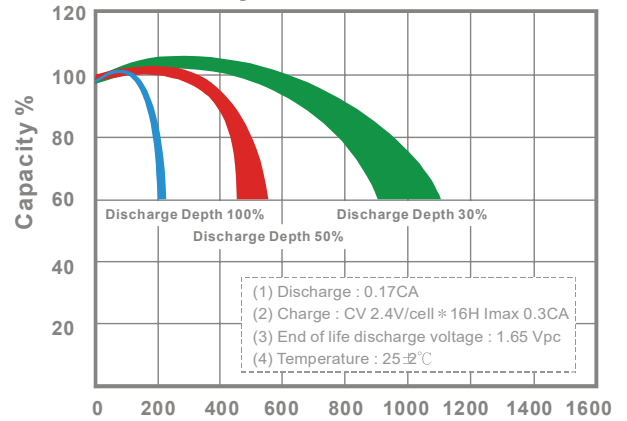
Capacity Retention Characteristic



Trickle (or float) Service Life



Cycle Service Life



PERFORMANCE DATA

Discharge Rates in Watts to Various End Voltages at 25°C (77°F)

end voltage	5 min	10 min	15 min	30 min	45 min	1 h	2 h	3 h	4 h	5 h	6 h	8 h	10 h	20 h
9.6	1176	786	624	396	286.8	225.6	119.4	81	62.4	51.72	43.8	34.44	29.1	15.99
9.9	1128	762	618	393	285	224.4	118.2	81	62.4	51.54	43.68	34.38	28.98	15.762
10.02	1116	756	618	392.4	284.4	224.4	118.2	80.4	62.4	51.48	43.62	34.32	28.98	15.66
10.2	1098	744	612	391.8	283.8	223.8	118.2	80.4	62.4	51.42	43.56	34.32	28.92	15.588
10.5	1044	726	598.2	382.8	282	222.6	117.6	79.8	61.8	51.12	43.38	34.2	28.74	15.42
10.8	972	684	577.2	374.4	279	220.8	117	78	60.6	50.52	43.02	34.02	28.38	15.282
11.1	846	618	507	317.4	235.2	189.6	105.6	71.4	55.74	46.5	40.08	31.92	26.52	14.532
11.4	672	524.4	438	282.6	208.2	164.4	92.4	66.6	52.32	43.86	37.92	29.94	24.66	14.34

Discharge Rates in Amperes to Various End Voltages at 25°C(77°F)

end voltage	5 min	10 min	15 min	30 min	45 min	1 h	2 h	3 h	4 h	5 h	6 h	8 h	10 h	20 h
9.6	105	68.6	53.4	32.8	23.4	18.3	9.62	6.65	5.13	4.24	3.58	2.81	2.37	1.354
9.9	98.3	65.1	52.1	32.1	23	18.1	9.48	6.58	5.08	4.19	3.55	2.79	2.35	1.332
10.02	96.8	64.3	51.7	31.9	22.9	18	9.45	6.56	5.06	4.18	3.54	2.78	2.34	1.324
10.2	94.4	63.2	51	31.7	22.8	17.9	9.4	6.53	5.04	4.16	3.53	2.77	2.33	1.316
10.5	88	60.4	49.1	30.7	22.5	17.7	9.3	6.43	4.97	4.12	3.49	2.75	2.31	1.3
10.8	80.6	56.1	46.8	29.8	22.1	17.4	9.2	6.27	4.87	4.05	3.45	2.72	2.27	1.287
11.1	68.9	50.1	40.7	25.1	18.5	14.9	8.25	5.71	4.45	3.71	3.2	2.55	2.11	1.222
11.4	54.3	42.1	34.9	22.2	16.3	12.9	7.23	5.32	4.17	3.5	3.02	2.38	1.96	1.215

All data on the spec. sheet is an average value:

The tolerance range : X<6min(+15%~-15%), 6min≤X<10min(+12%~-12%), 10min ≤X < 60min(+8%~-8%), X≥60min(+5%~-5%)

